




How to Draw a Dog Face




1 The dog face can be drawn by starting with a circle.




2 Next add a pair of floppy dog ears.




3 Draw a mouth and a nose in the bottom half of the face.



4 Erase part of the mouth and add a tongue.





5 Now draw dog eyes.



6 Have fun finishing the drawing by coloring the dog face in.

How to Draw a Dog Face



Can you draw a friend for this dog to play with?

HelloArtsy.com